




Thank you for parking on the road

Park your motorbike,
scooter or moped
in the authorised places







Pavements are for pedestrians

We are committed to reorganising our streets in a way that strengthens and maintains a safe, comfortable space for pedestrians in our urban fabric: pavements.

Which is why **it's so important for us to park our motorbikes, scooters or mopeds in the places authorised for this purpose.**

You might not find a parking space straight away, but don't despair. There are parking places not just on the road but also in underground car parks, at special, flexible prices.





Pavements are for pedestrians

If, for all your searching, you really can't find a parking place, you can also park your vehicle on the pavement, provided there's no specific signposting banning you from doing so.

But it's very important for us to do it properly, to free up pavements as much as possible from badly parked motorbikes, scooters and mopeds and **enable pedestrians to reclaim their natural, safe space and make getting about easier for the most vulnerable people**: children, the elderly, people with reduced mobility and people with babies in prams and strollers.






We'll tell you how to do it:

Motorcycles, scooters and mopeds have to be parked in spaces specially reserved for this purpose.

If there are no available places and there is no specific signposting banning such parking and spaces are not reserved for loading and unloading, people with reduced mobility, public-transport stops or you are not in a prohibited-parking area (emergency exits, access to medical centres etc.,) parking is allowed on the pavement in the following cases and under the following conditions:





Pavement between 3 and 6 metres wide

Provided you park:

- parallel to the pavement and leaving a 0.5-metre gap with the pavement kerb.



|.....|
0,5 m




Pavement between 3 and 6 metres wide

Provided you park:

- between tree pits, if there are any, without jutting out or blocking parking-exit routes, access to litter bins, containers and so on.





Pavement between 3 and 6 metres wide


Provided you park:


- at least 2 metres' distance from pedestrian and bus stops.



.....
|-----|
2 m

.....
|-----|
2 m






Pavement between 3 and 6 metres wide

Provided you park:

- and leave 3 metres free for pedestrians to pass.



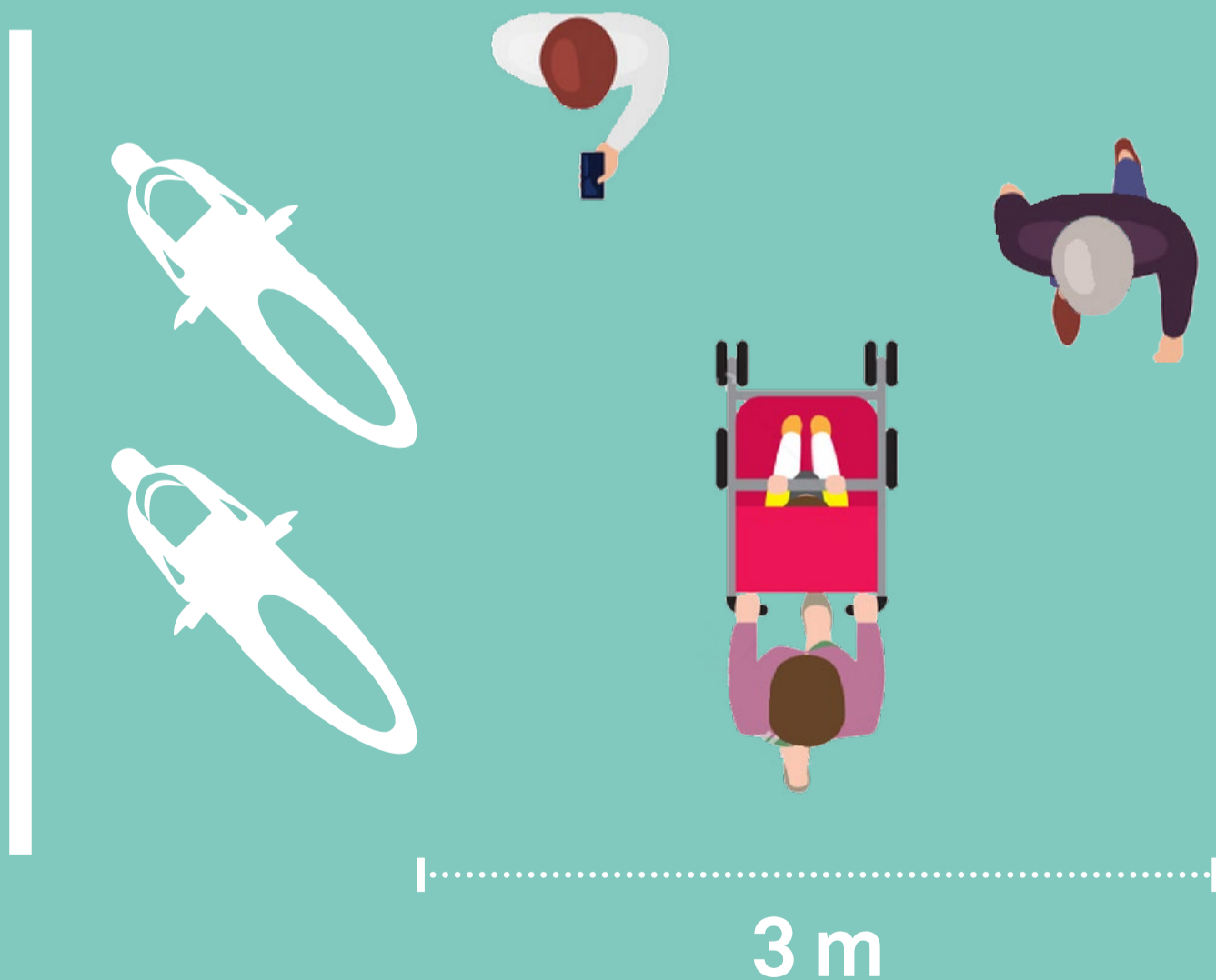
3 m




Pavement over 6 metres wide

Provided you park:

- diagonally, ensuring more than 3 metres are left free for pedestrians to pass.





It's not allowed:



- **to park on pavements that are under 3 metres wide.** Note that no parking is allowed on single-level streets that are under 3 metres wide.
- **to park on pavements (with or without kerbs) or pedestrian crossings with running engines.** Access is only allowed when the engine is switched off and the seat unoccupied. The engine may only be switched on to help with moving uphill, provided the vehicle does not access pedestrian crossings.
- **to encroach on or circulate, stop or park** in bike lanes, cycling areas and bike parking spaces
- **to circulate in bus lanes.**



Let's make better spaces
for pedestrians on the
city's streets and squares

**We are all
pedestrians.**

