

# COGNITIVELY ACCESSIBLE GUIDE



## General information

In this guide you will find information about the Three Kings Parade in Barcelona.

The material contained in the guide is created in advance to facilitate participation in this activity. We recommend that before attending you review the guide to prepare your outing.

Keep in mind that this is a cultural activity of community leisure with a large number of people. There will be ambient noise typical of the influx of the general public, music and characters of the parade speaking through microphones.

# Recommendations to keep in mind

- It is a very busy activity with traffic and many people travelling by public transport. Plan your journey well and calculate the displacement.




- There is music, show and ambient noise influx of public, bring your noise canceling headphones to if you need them.




- The space is the streets of Barcelona, bring ID indicating a contact person and telephone number in case of any child or young people become disoriented.



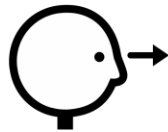
## Practical information

On the route there are 5 areas reserved for people with disabilities that you will find marked on the map of the itinerary with this pictogram .

The reserved areas can be accessed by showing the card accrediting the disability  to the person controlling access to each area.

One or two people can access accompanying the person with a disability.

**It is important to bear in mind that the capacity of these areas is limited.**



I'M GOING TO SEE THE THREE KINGS PARADE IN BARCELONA

# THE THREE WISE MEN



KING MELCHIOR



KING GASPAR



KING BALTHASSAR



## PAGES OF THE PARADE



PAGE GREGORI



PAGE ESTEL

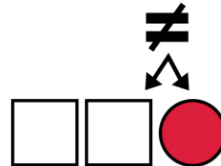
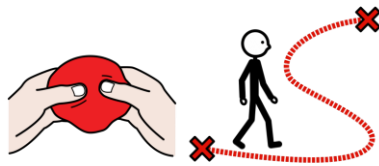
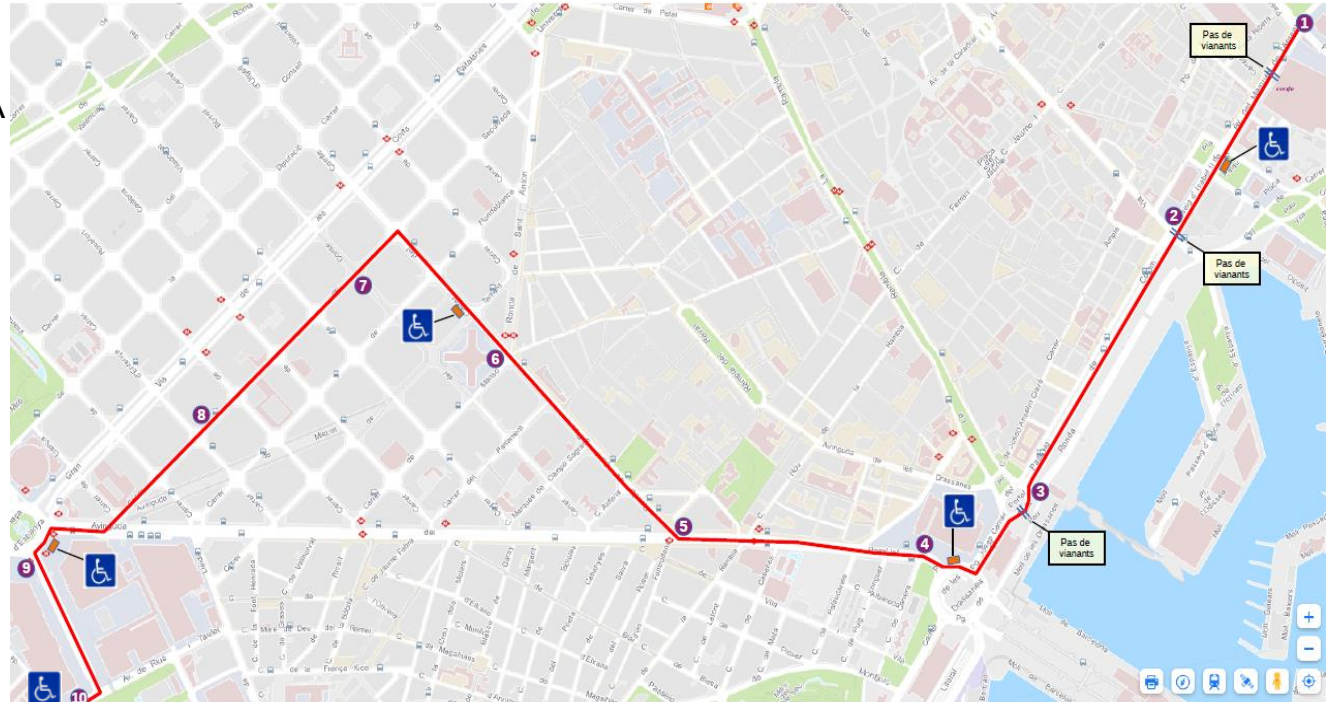


PAGE OMAR



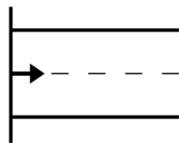
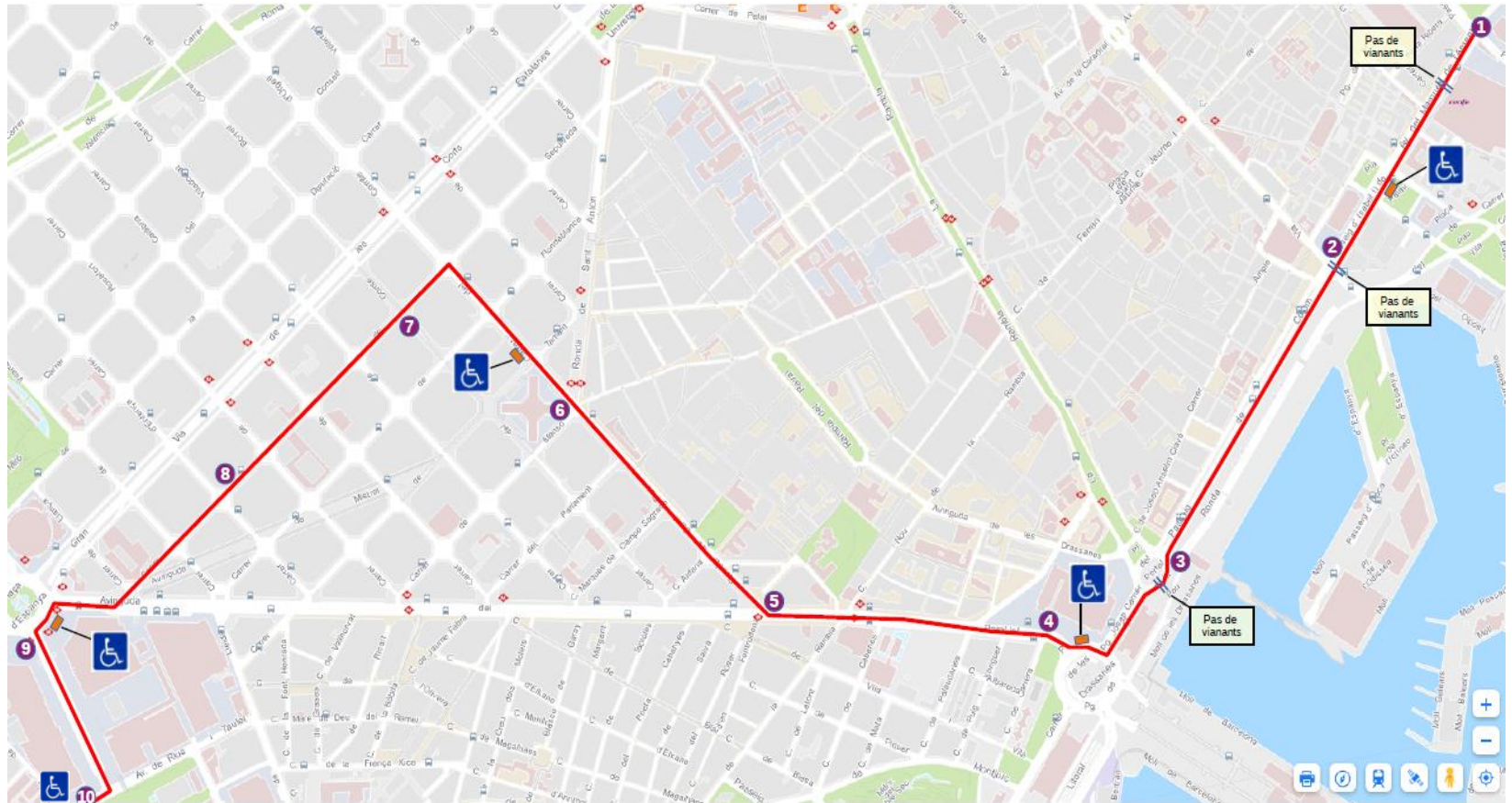
PAGES CARTERS

1. MARQUÈS DE L'ARGENTERA AVENUE
2. COLÓN
3. PARAL·LEL AVENUE
4. ROUND OF SANT PAU
5. MARKET OF SANT ANTONI
6. SEPÚLVEDA STREET
7. ESPANYA SQUARE
8. REINA MARIA CRISTINA AVENUE

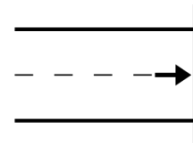


THE PARADE TAKES A TOUR OF DIFFERENT STREETS OF THE CITY





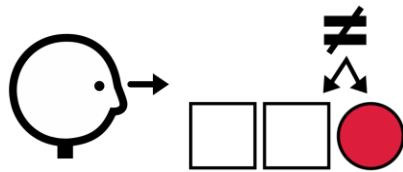
18:00



21:00

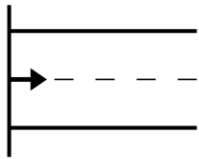


THE PARADE STARTS AT 18:00 AT POINT 1 AND ENDS AT 21:00 AT POINT 10



IN THE PARADE I SEE DIFFERENT FLOATS AND IMPORTANT PEOPLE



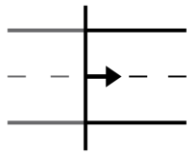


AT THE BEGINNING OF THE PARADE GO THE SERVICES AND THE GUARD ON HORSEBACK



AFTER THE GUARD ON HORSEBACK GO THE WREATH DEALERS




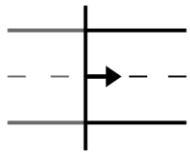


NEXT TO THE WREATH DEALERS GOES THE STAR






AFTER THE STAR GOES THE TEAM OF POSTMEN AND THE PACIFIER BIKES





FOLLOWING THE PACIFIERS GOES KING MELCHIOR AND HIS PAGES

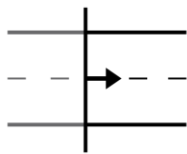


AFTER KING MELCHIOR COMES KING GASPAR AND HIS PAGES



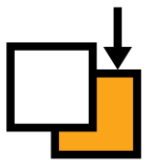


AFTER KING GASPAR CAME KING BALTHASSAR AND HIS PAGES



NEXT TO KING BALTHASAR GOES THE COAL CARRIAGE



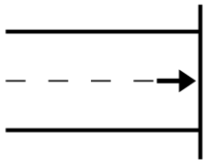


BEHIND THE COAL GOES THE PAGE OMAR AND THE TIBIDABO BUS



THE TEAM OF THE PAGE OMAR AND THE TIBIDABO BUS DONATE SWEETS





AT THE END OF THE PARADE GOES THE GUARD ON HORSEBACK, SERVICES AND CLEANING TRUCKS



DOCUMENT BASE PREPARED BY



*The pictographic symbols used are the property of the Government of Aragon and have been created by Sergio Palao for ARASAAC (<http://arasaac.org>) which distributes them under a Creative Commons license (BY-NC-SA). Author: CRAB Foundation and Aprenem autisme.*