

COGNITIVELY ACCESSIBLE GUIDE

El drac, el llibre, la rosa.
La Rambla, passejar,
descobrir. La història, la
llegenda, la festa. L'amor,
l'essència, la cultura. El
cavaller, el monstre, el
poble. El petó, la trobada,
l'emoció. Compartir,
abraçar, viure. La família,
la parella, l'amistat.
El drac, el llibre i la rosa.

Una història de
Sant Jordi





General information

In this guide you will find information regarding the open day at Barcelona's Town Hall for Sant Jordi's Day.

The material contained in the guide is created in advance to facilitate participation in this activity. We recommend that before attending you review the guide to prepare your outing.

Keep in mind that this is a cultural activity of community leisure with a large number of people. There will be ambient noise typical of the influx of the general public, music and characters of Sant Jordi dramatizing the visit.

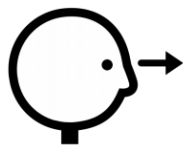
Recommendations

- It is a very busy activity and there may be times of waiting in line to access the Town Hall.
- There is music, show and ambient noise of influx of public, bring your own noise cancelling headphones in case you need them.
- The event is inside the Barcelona City Council, bring an identifier indicating a person and contact telephone number in case any child or young person gets disoriented.

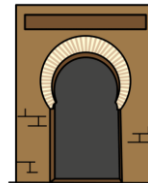






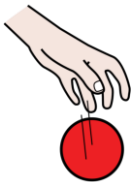

Foto: Lluís Àngel Ouro





I'M GOING TO SEE THE SANT JORDI ACTIVITY AT THE BARCELONA CITY HALL





I ENTER THE TOWN HALL THROUGH THE DOOR ON CARRER DE LA CIUTAT



I LEAVE MY THINGS ON THE CONVEYOR BELT AND GO UNDER THE ARCH



AFTER PASSING THROUGH THE ARCH I TAKE MY THINGS BACK



I START THE VISIT BY TAKING THE STAIRS TO THE FIRST FLOOR

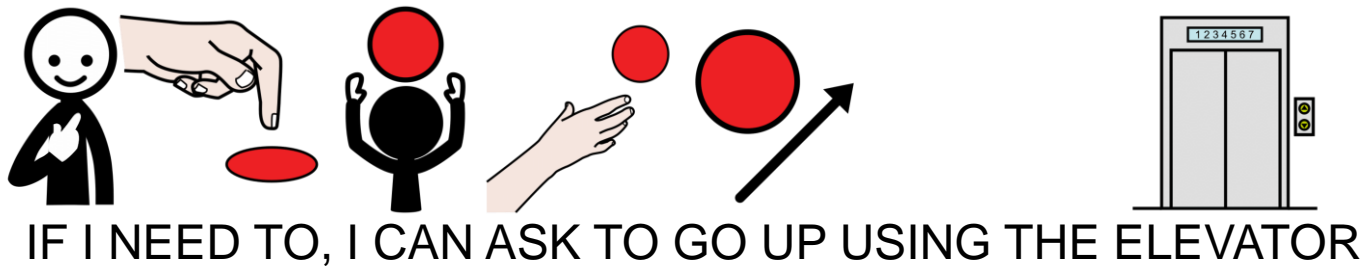

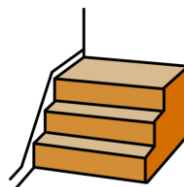
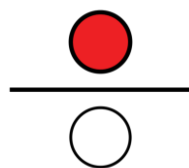






Photo: Lluís Àngel Ouro



AT THE TOP OF THE STAIRS I SEE A MURAL PAINTING



AFTER THE MURAL PAINTING I ENTER TO THE HALL OF THE CHRONICLES



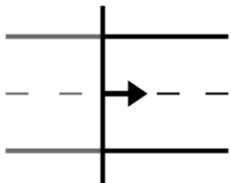
ON THE TOUR I CAN FIND AN EDUCATOR WHO GIVES EXPLANATIONS



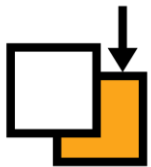
IN THE HALL OF THE CHRONICLES THERE IS THE CHAPEL OF GOOD COUNSEL




AFTER THE HALL OF THE CHRONICLES THERE IS THE ROOM OF TÀPIES




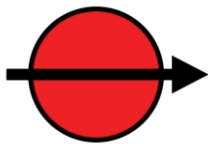
NEXT TO THE ROOM OF TÀPIES THERE IS THE HALL OF GOOD GOVERNANCE



AFTER THE HALL OF GOOD GOVERNANCE THERE IS THE ROOM OF THE WORK



NEXT TO THE ROOM OF THE WORK THERE IS THE MAYOR'S OFFICE



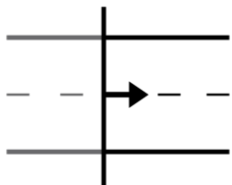
THROUGH THE LOBBY I ENTER TO THE MAYOR'S OFFICE




Foto: Martí Petit



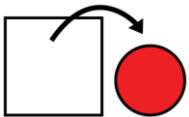
FROM THE MAYOR'S OFFICE I GET TO THE PLENARY HALL



NEXT TO THE PLENARY HALL THERE IS THE HALL OF ONE HUNDRED



AT THE HALL OF ONE HUNDRED I SEE DIFFERENT OBJECTS EXPOSED




OUTSIDE OF THE HALL OF ONE HUNDRED THERE IS THE GOTHIC GALLERY



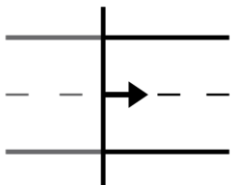
IN THE GOTHIC GALLERY THERE IS A BOOK WHERE I CAN WRITE



TO THE LEFT OF THE GALLERY THERE IS THE CONSULATE OF THE SEA



AFTER THE CONSULATE OF THE SEA THERE IS THE MAYOR'S OFFICE OF HONOUR



NEXT TO THE OFFICE OF HONOUR THERE IS THE HALL OF CHARLES III




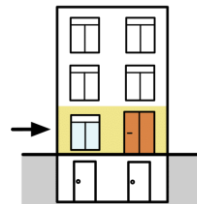

AFTER THE HALL OF CHARLES III THERE IS THE HALL OF THE CITY



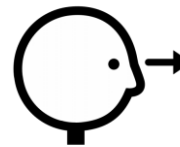
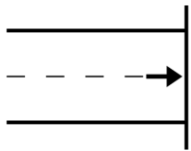
IN THE HALL OF THE CITY I HEAR A SINGER AND A PIANIST



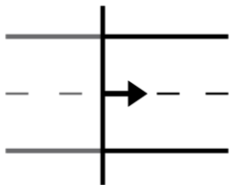

FROM THE HALL I GO OUT TO THE GALLERY OF THE STAIRCASE OF HONOUR



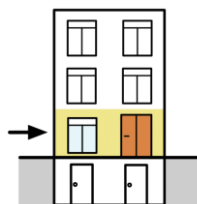
I GO TO THE GROUND FLOOR DOWN THE STAIRCASE OF HONOUR



AT THE END OF THE STAIRCASE OF HONOUR I SEE THE STATUE OF SANT JORDI



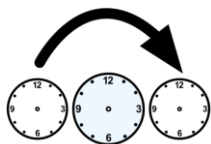
NEXT TO THE STATUE OF SANT JORDI, TO THE RIGHT, THERE ARE THE TOILETS



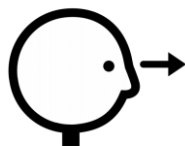
AT THE GROUND FLOOR THERE IS A CHILDREN'S SHOW



Foto: Clara Soler



DURING THE VISIT, SAINT JORDI AND THE PRINCESS GREET THE VISITORS



AT THE END OF THE VISIT I SEE THE ROSES STALLS AND GO TO THE STREET



Finançat amb
impost turístic



**Ajuntament
de Barcelona**

DOCUMENT PREPARED BY

